



SIZE : 100*135mm



RAKK
HANAN
BAREBONE GASKET MOUNTED MECHANICAL KEYBOARD

Toggle Wired /Bluetooth/2.4Ghz switch on the bottom of the keyboard



Bluetooth Pairing Instructions:

1. Toggle to BT mode.
2. To start pairing with the preferred device press and hold "FN+Q / W / E" keys, the indicator will flash repeatedly to notify that the keyboard is ready to connect to a new device.
3. Scan using your preferred device to find and connect with RAKK Keyboard.
4. Once connected to the device, the indicator will stop flashing as a successful pairing.

Note: The keyboard can support bluetooth connection up to three devices, by pressing FN+Q/W/E.

2.4Ghz Pairing Instructions:

1. Use USB nano receiver located at the top side of the keyboard, and plug it to the USB port of the device.
2. Toggle the 2.4Ghz mode switch, Wait for the plug and play driver installation to finish.
3. Test and use the keyboard

FN + \	Toggle 18 kinds of RGB backlight
FN+↑	Brightness up, five levels
FN+↓	Brightness down, five levels
FN+←	Dynamic light direction switching
FN+→	Switch the backlight color
FN + _	Decrease light speed (five levels , default third level)
FN+ =	Increase light speed
FN+ X	Turn off the backlight
FN+ Spacebar	To clear the custom backlight and restore to factory settings . Press and hold for 5 seconds , the keyboard backlight will flashes 3 times .

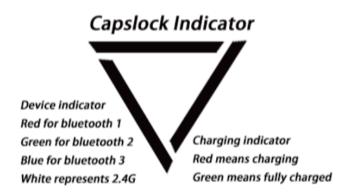
Knob

The knob in the upper right corner is used to adjust volume
(Turn clockwise to volume up ,turn counterclockwise to volume down ,to mute it after pressing it down)

Custom Backlight Mode Instructions:

1. Total 3 groups backlight can be customized .Press FN+ 1/2/3 (any one of group)
2. Press FN ++ to enter custom backlight mode .
3. Press the keys that you wish to set the backlighting for .
4. Press FN +- to save and exit the custom backlight mode .

Indicators:



Auto sleep mode

After 5 minutes without a keypress the backlighting will turn off to conserve battery.
After 30 minutes, the keyboard will enter standby mode and disconnect from Bluetooth. Any keypress will reconnect the keyboard.

Multimedia Keys

FN + F1	Media player	FN + F7	Play/Pause
FN + F2	Volume-	FN + F8	Next Track
FN + F3	Volume+	FN + F9	Email
FN + F4	Mute	FN + F10	WEB
FN + F5	Stop	FN + F11	My PC
FN + F6	Previous Track	FN + F12	Calculator
FN+HOME	INSERT	FN+ PGUP	PRTSC
FN+DEL	END	FN+ PGDN	PAUSE
FN + WIN			Lock/unlock windows

